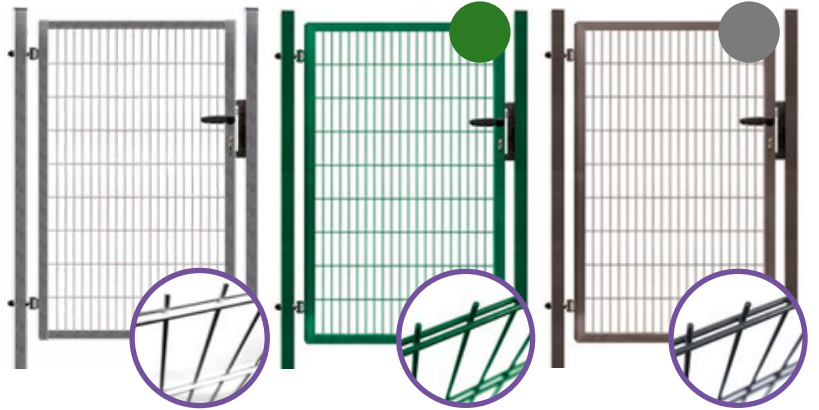


# Wickets and gates – PILOFOR SUPER

## Single-wing wicket – PILOFOR SUPER

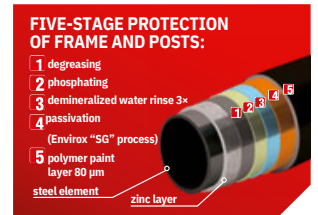
- surface finish: galvanized + PVC, green(RAL6005), anthracite (RAL 7016), 2× topcoat
- frame made of square sections (closed)
- welded solid paneling with flat shape
- mesh size 50 × 200 mm
- diameter of wires: horizontal 2 × 6 mm, vertical 5 mm
- wicket consists of 2 posts, including adjustable pivot hinges
- FAB lock, aluminum handle and plastic end stop of the wicket are part of the delivery
- **WICKET IS UNIVERSAL (left and right)**



| SINGLE-WING WICKET             |                                   |                          |                              |                              |
|--------------------------------|-----------------------------------|--------------------------|------------------------------|------------------------------|
| wicket width*<br>× height (mm) | height of posts /<br>section (mm) | galvanized               | galvanized + PVC<br>RAL 6005 | galvanized + PVC<br>RAL 7016 |
| 1090 × 980                     | 1630 / 60 × 60                    | <input type="checkbox"/> | <input type="checkbox"/>     | <input type="checkbox"/>     |
| 1090 × 1180                    | 1830 / 60 × 60                    | <input type="checkbox"/> | <input type="checkbox"/>     | <input type="checkbox"/>     |
| 1090 × 1380                    | 2030 / 60 × 60                    | <input type="checkbox"/> | <input type="checkbox"/>     | <input type="checkbox"/>     |
| 1090 × 1580                    | 2230 / 60 × 60                    | <input type="checkbox"/> | <input type="checkbox"/>     | <input type="checkbox"/>     |
| 1090 × 1780                    | 2430 / 60 × 60                    | <input type="checkbox"/> | <input type="checkbox"/>     | <input type="checkbox"/>     |
| 1090 × 1980                    | 2630 / 60 × 60                    | <input type="checkbox"/> | <input type="checkbox"/>     | <input type="checkbox"/>     |

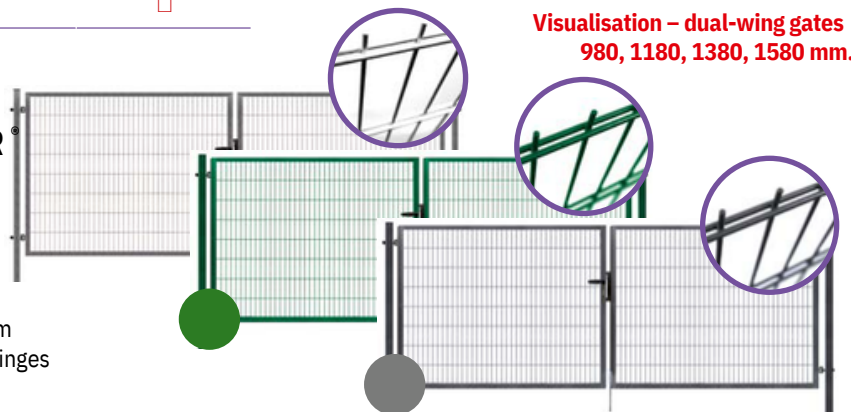
\* width at post middle

MANUFACTURE OF GATES AND WICKETS  
PILOFOR SUPER<sup>®</sup> IN NON-STANDARD DIMENS  
**MADE TO ORDER**



## Double-wing gate – PILOFOR SUPER

- surface finish: galvanized + PVC, green(RAL6005), anthracite (RAL 7016), 2× topcoat
- frame made of square sections (closed)
- welded solid paneling with flat shape
- mesh size 50 × 200 mm
- diameter of wires: horizontal 2 × 6 mm, vertical 5 mm
- gate consists of 2 posts, including adjustable pivot hinges and central door latch with end stop
- FAB lock, aluminum handle and plastic end stop of the gate are part of the delivery
- **GATE IS UNIVERSAL**



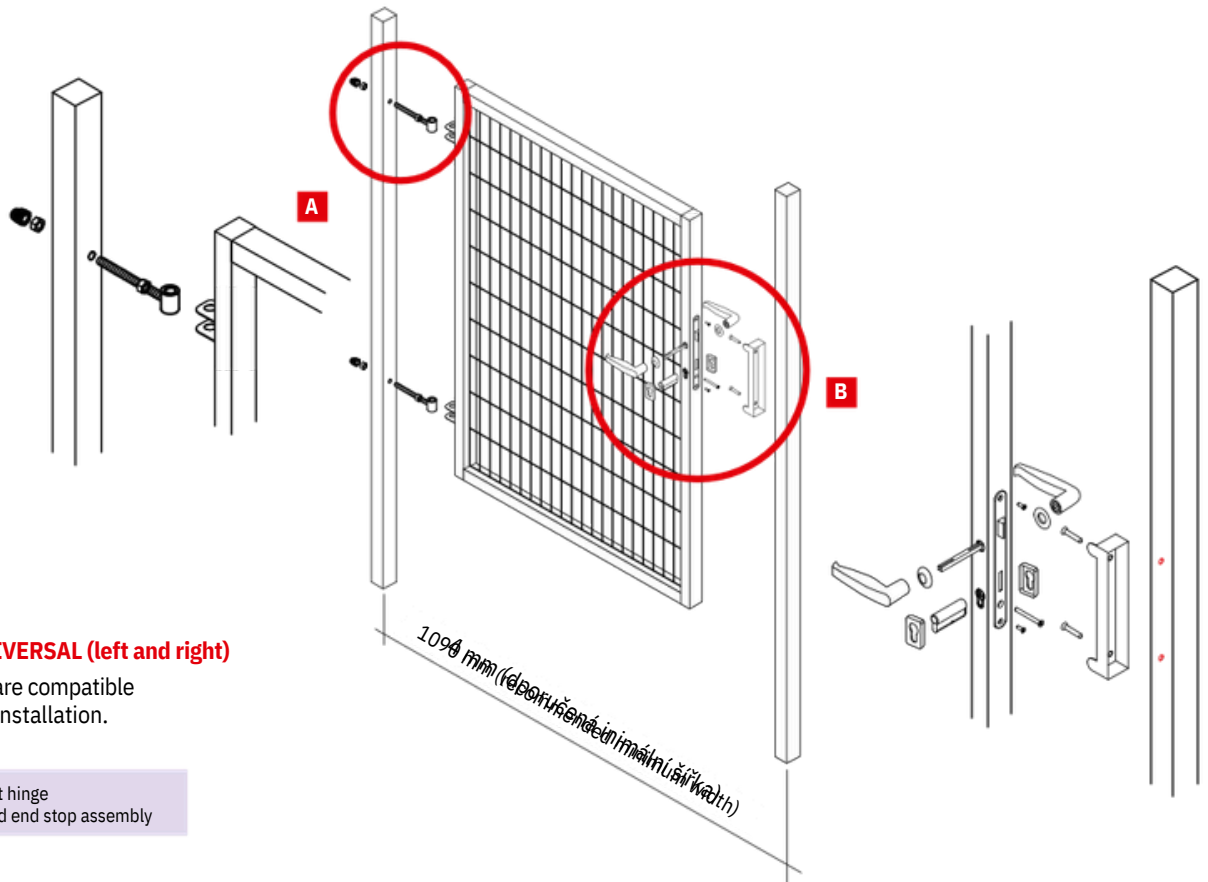
Visualisation – dual-wing gates  
980, 1180, 1380, 1580 mm.

Visualisation – dual-wing gates  
1780 and 1980 mm.

| DOUBLE-WING GATE             |                                   |                          |                              |                              |
|------------------------------|-----------------------------------|--------------------------|------------------------------|------------------------------|
| gate width*<br>× height (mm) | height of posts /<br>section (mm) | galvanized               | galvanized + PVC<br>RAL 6005 | galvanized + PVC<br>RAL 7016 |
| 4090 × 980                   | 1630 / 80 × 80                    | <input type="checkbox"/> | <input type="checkbox"/>     | <input type="checkbox"/>     |
| 4090 × 1180                  | 1830 / 80 × 80                    | <input type="checkbox"/> | <input type="checkbox"/>     | <input type="checkbox"/>     |
| 4090 × 1380                  | 2030 / 80 × 80                    | <input type="checkbox"/> | <input type="checkbox"/>     | <input type="checkbox"/>     |
| 4090 × 1580                  | 2230 / 80 × 80                    | <input type="checkbox"/> | <input type="checkbox"/>     | <input type="checkbox"/>     |
| 4110 × 1780                  | 2430 / 100 × 100                  | <input type="checkbox"/> | <input type="checkbox"/>     | <input type="checkbox"/>     |
| 4110 × 1980                  | 2630 / 100 × 100                  | <input type="checkbox"/> | <input type="checkbox"/>     | <input type="checkbox"/>     |

\* width at post middle

## Single-wing wicket – PILOFOR SUPER®

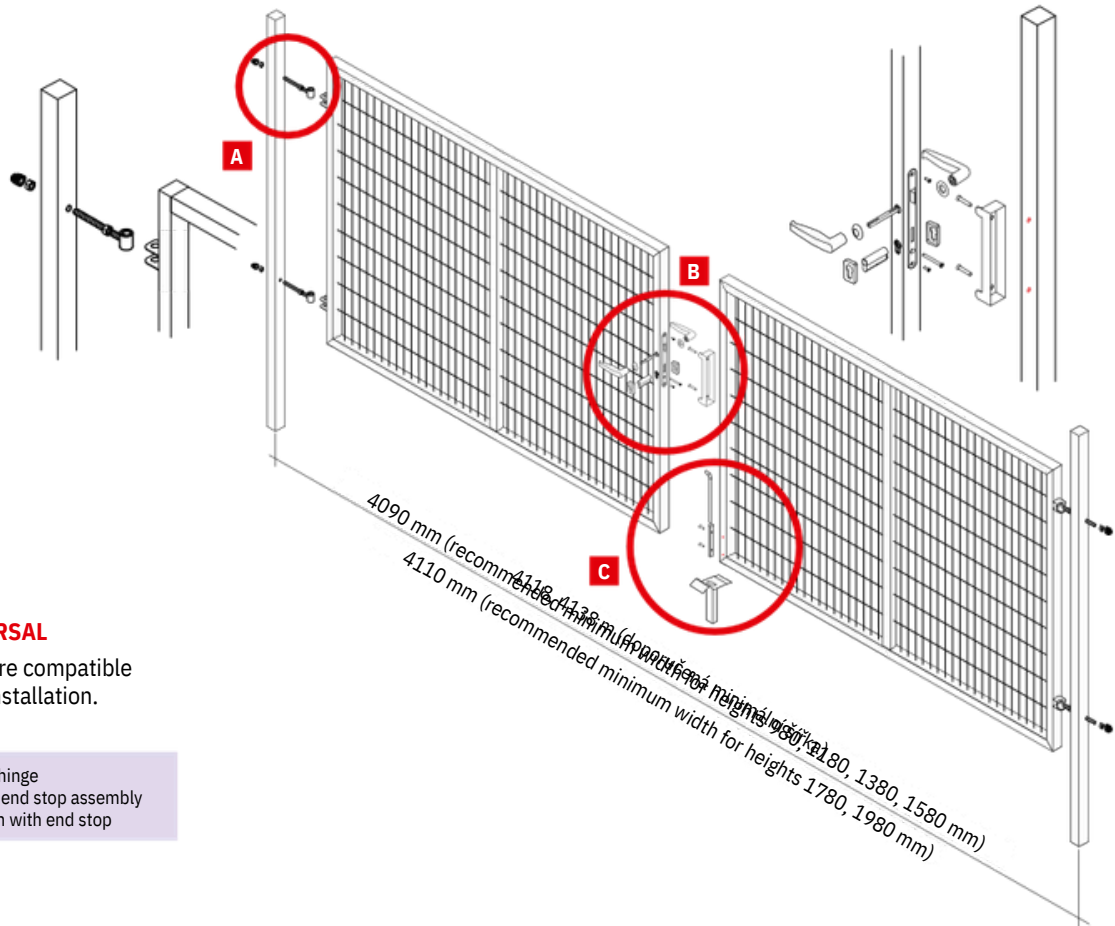


### WICKET IS UNIVERSAL (left and right)

All accessories are compatible with dualsided installation.

- A. Adjustable pivot hinge
- B. Handle, lock and end stop assembly

## Double-wing gate – PILOFOR SUPER®



### GATE IS UNIVERSAL

All accessories are compatible with dualsided installation.

- A. Adjustable pivot hinge
- B. Handle, lock and end stop assembly
- C. Central door latch with end stop